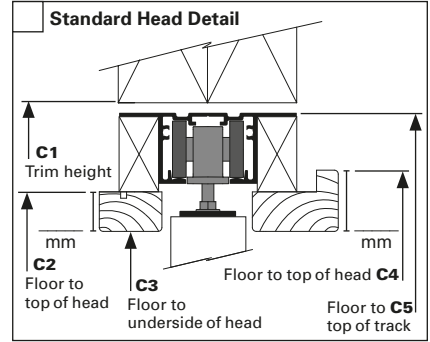
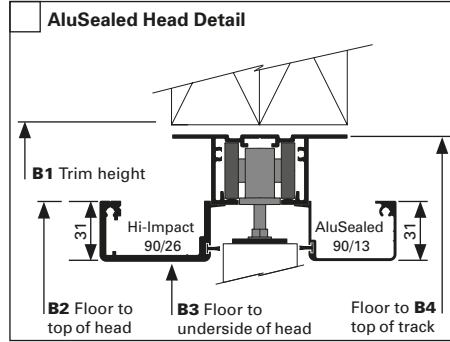
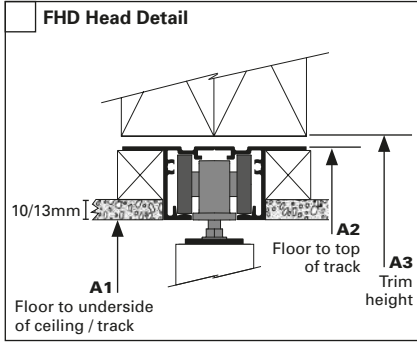


Customer \_\_\_\_\_  
 Rep initials \_\_\_\_\_ Date \_\_\_\_\_  
 Address/contact \_\_\_\_\_  
 Door location \_\_\_\_\_



**Only one Door per Form**

Please match one of the Head Detail drawings with one of the Plan View drawings.



Critical height dimension agreed: **A1 A2 A3 B1 B2 B3 B4 C1 C2 C3 C4 C5** (Circle one only) is: \_\_\_\_\_ mm.

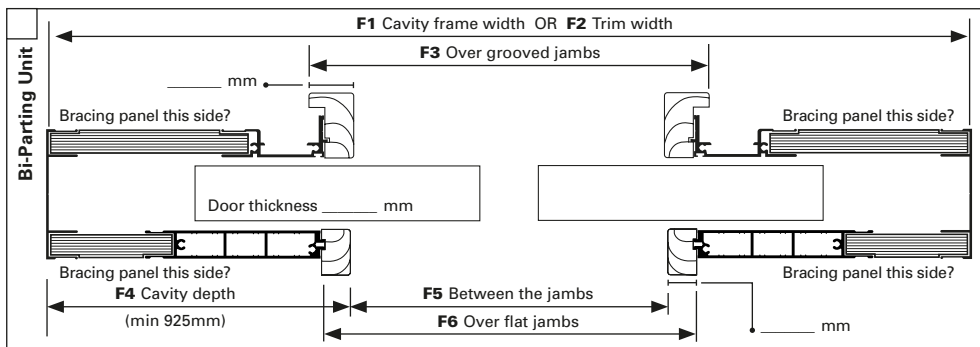
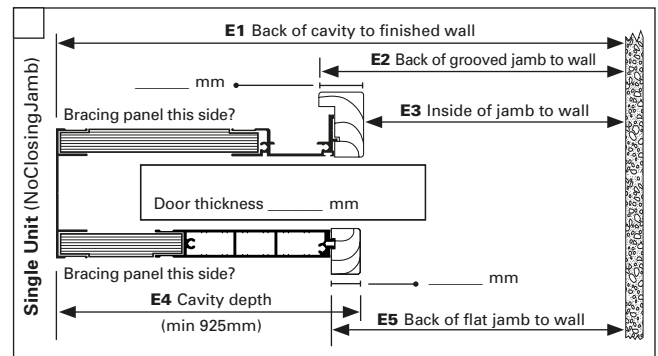
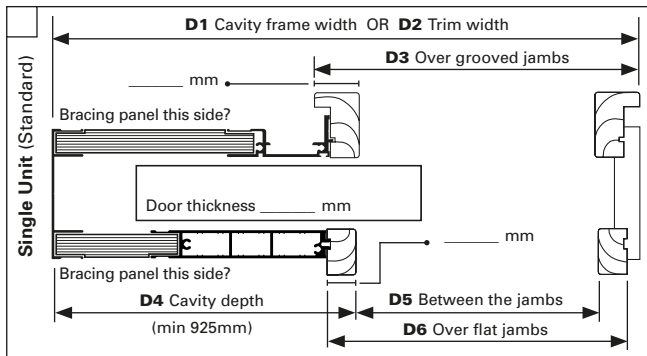
Timber floor  Concrete floor  
 Is the floor existing at time of site measure?  Yes  No  
 Proposed thickness of floor covering = \_\_\_\_\_ mm  
 Is a gap under the door of 25mm (before floor coverings) acceptable?  Yes  No  
 Add \_\_\_\_\_ mm (max 15) to door height **OR** reduce Cavity height by \_\_\_\_\_ mm (max 15) to reduce under door gap.  
 Is ceiling batten in place?  Yes  No  
 Is framing / resizing required on site?  Yes  No  
 Dimensions given by builder (not measured)  Yes  No

**Door**  
 Height \_\_\_\_\_ Width \_\_\_\_\_  
 Type \_\_\_\_\_  
 Finish \_\_\_\_\_  
 Glass \_\_\_\_\_  
 H/W \_\_\_\_\_  
 LH/RH Exit free \_\_\_\_\_  
 H/W height \_\_\_\_\_

Who is supplying the door?  
 Cust.  CS  No door

**Wall configuration**  
 10/90/10  13/90/13  
 Other \_\_\_\_\_

**SofStop®**  
 Soft close  Soft Open



Mutually Agreed Critical Measurement of Dimension:

**D1 D2 D3 D4 D5 D6**  
**E1 E2 E3 E4 E5**  
**F1 F2 F3 F4 F5 F6**

(Please circle one only)

is: \_\_\_\_\_ mm.

Signed by CS FOR DOORS rep \_\_\_\_\_  
 Rep's contact no. \_\_\_\_\_  
 Signed by (or on behalf of customer) \_\_\_\_\_  
 Print name \_\_\_\_\_

Please contact your rep for job progress enquiries or contact your nearest office:

**Auckland Head Office**  
 T 09 276 0800  
 E salesakl@csfordoors.co.nz

**Waikato**  
 T 07 928 0800  
 E salesbop@csfordoors.co.nz

**Christchurch**  
 T 03 348 6158  
 E saleschch@csfordoors.co.nz